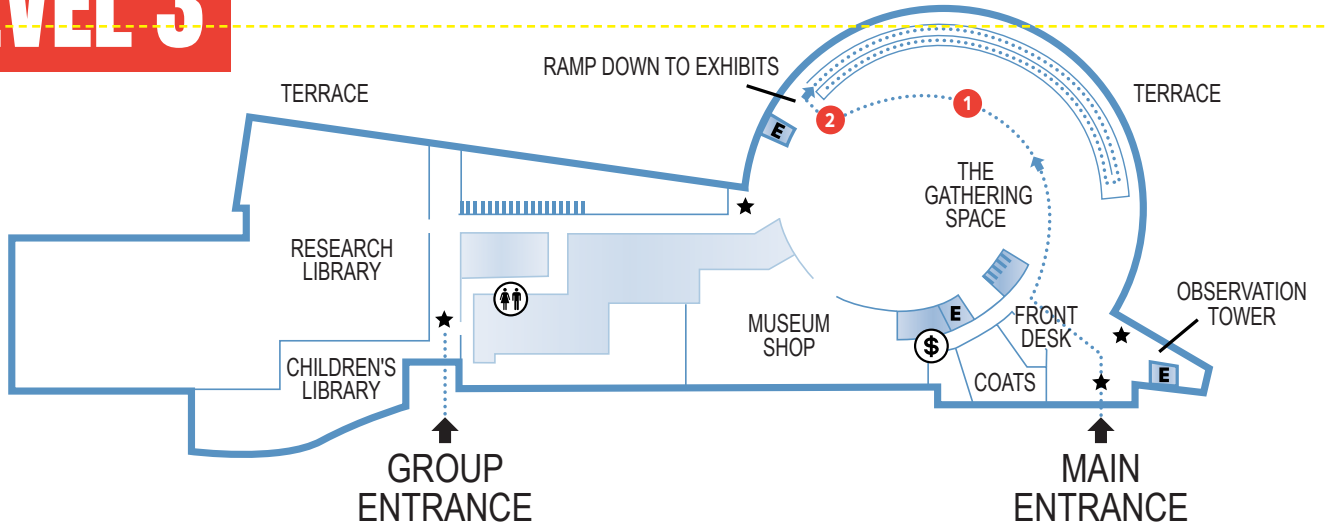


Numbers 1–15 refer to descriptions on reverse side.

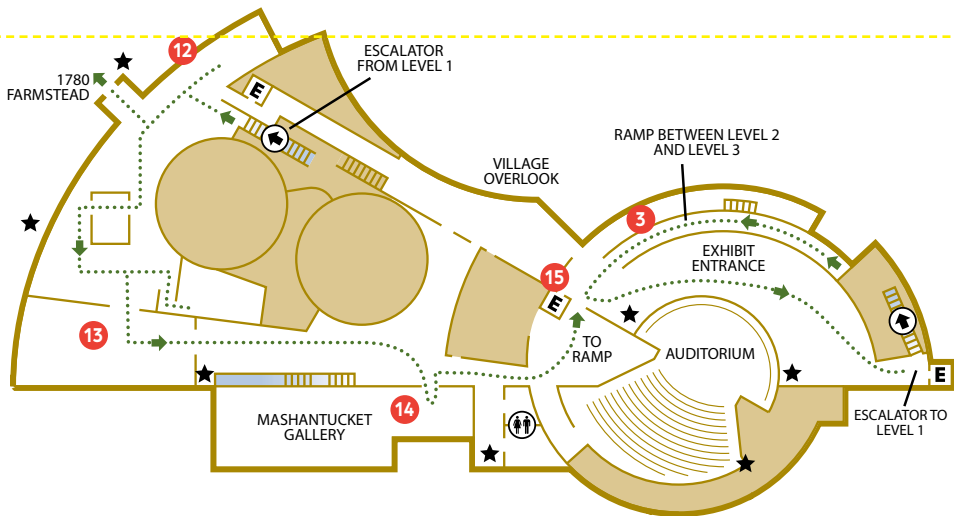
MAP LEGEND

-  Restroom
-  Emergency Exit
-  ATM
-  Elevator
-  Escalator
-  Restaurant & Restrooms are on Level 4

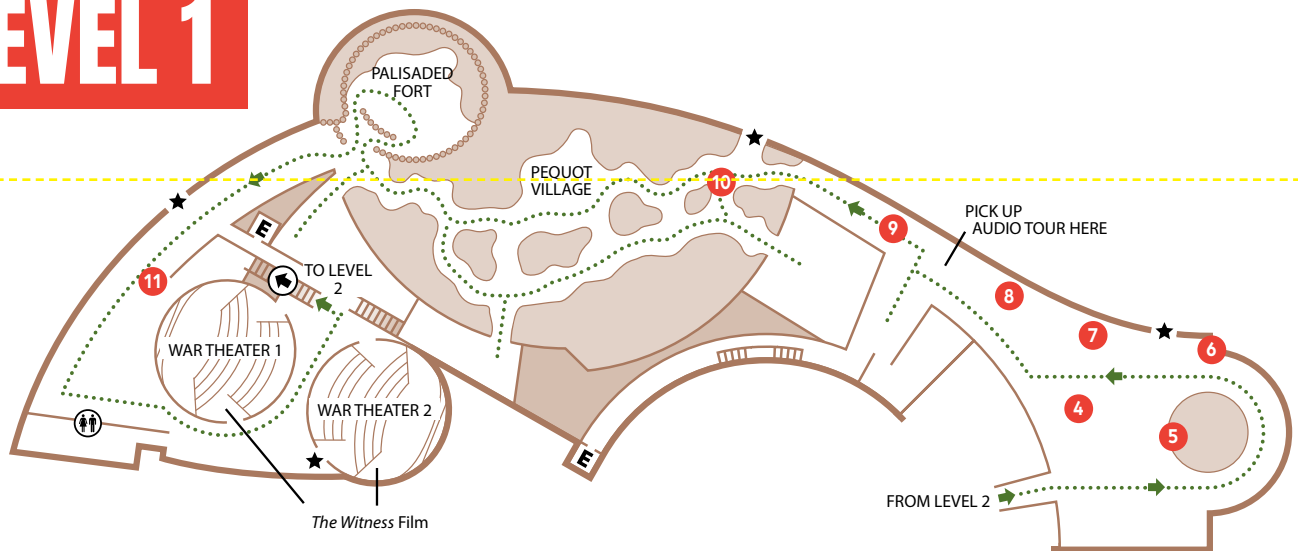
LEVEL 3



LEVEL 2




LEVEL 1




MASHANTUCKET PEQUOT MUSEUM & RESEARCH CENTER

110 Pequot Trail, Mashantucket, CT 06338 • 800.411.9671 • pequotmuseum.org



1 Begin your tour on the entry floor (Level 3), in the Gathering Space, near gift shop. Restrooms and the restaurant are on the floor above.



2 Take the ramp or elevator located on the far side of the Gathering Space to start your exhibit tour.



3 At the bottom of the ramp, turn left into the exhibits. See a scale model of the reservation and examples of modern-day tribal life.




4 Continue via escalator or elevator to Level 1 and the World of Ice exhibits, then to displays of Native art, creations stories and a short film featuring storytellers.



5 Enter Life in a Cold Climate and exhibits on large animals that once roamed New England, like the mastodon, giant beaver and dire wolves.



6 Discover how family members participated in an ancient caribou hunt 11,000 years ago.



7 Nearby life-size diorama and touch-screen computers detail the forest habitat of Connecticut.



8 Continue to exhibits on the four seasons, ancient tools and a short film on creating and using stone tools.



9 Discover what Natives call the "Three Sisters" and how they were grown. Pick up an Acoustiguide as you enter the recreated Pequot village.



10 Once in the village, notice the side galleries that provide more information about life in southeastern Connecticut 450 years ago.




11 Leaving the village, enter the Clash of Cultures exhibits, where you can view *The Witness*, a dramatic half-hour film about the 1637 Pequot War (12 & older).



12 Take the escalator to Level 2, and discover what life on and off the reservation meant for Pequot families.



13 Photos of present-day members of the Mashantucket Pequot Tribal Nation are on display in the Portrait Gallery.



14 Exit this room and walk straight ahead toward the Mashantucket Gallery, where changing exhibits highlight Native art and culture.



Don't forget to visit the observation tower!

15 Exit the gallery, turn right, go through double doors, cross the auditorium lobby, then proceed up the ramp back to the Gathering Space on Level 3, the ground floor.

MAKE SURE TO STOP BY THE MUSEUM GIFT SHOP!

PROPERTY MAP



MAKE YOUR WAY

THROUGH THE PEQUOT MUSEUM

OUR MISSION

THE MASHANTUCKET PEQUOT MUSEUM & RESEARCH CENTER WILL STRENGTHEN PEQUOT CULTURE TO HONOR AND SERVE

OUR TRIBAL FAMILY AND FRIENDS.



MASHANTUCKET - PEQUOT MUSEUM & RESEARCH CENTER

